

By The Numbers: 1st Congressional District



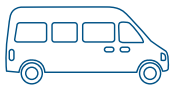
Examples of Intellectual and Developmental Disabilities (I/DD)

- Autism
- Epilepsy
- Cerebral Palsy
- Intellectual Disability
- Down syndrome
- Spina Bifida



How Medicaid affects the I/DD Community

Providers Impacted by Medicaid in the 1st District



- STARS
- Civitan Foundation
- Cortney's Place
- One Step Beyond, Inc.
- United Cerebral Palsy of Central AZ



Providers of employment support, in-home care, transportation, and many more services fuel a better life in the 1st District.

A Closer Look at how District 1 would be impacted:

11%
have a disability

85,828
people with disabilities in District 1


\$996,592,600

potential labor income lost in one
year in Maricopa County for each
\$1bn in Medicaid spending cuts

Sources: ADDPC Disability Data Hub (2023)
Arizona Chamber Foundation (2025)

Our Ask:

Medicaid serves as an economic boost for Arizona District 1 businesses and residents. Please support the program so it can continue to help everyone thrive in the community!



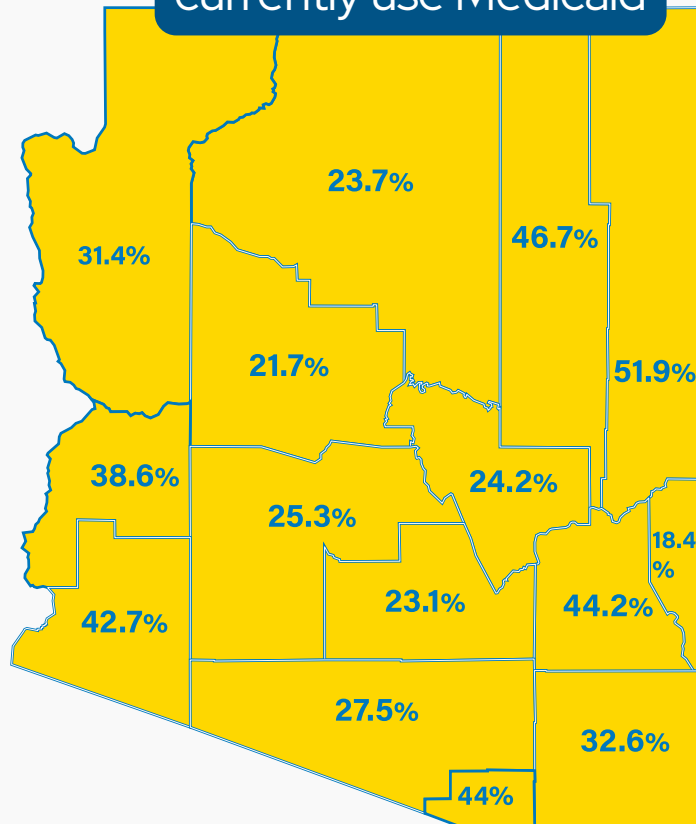
Where cuts impact Arizonans the most



156,500 people who receive Medicaid in District 1; nearly 13,00 have disabilities



How many county residents currently use Medicaid



Source: Arizona Chamber Foundation, April 2025

\$123 million

If the proposed Medicaid cuts move through Congress, \$123 million in federal funding will be lost in just one year in District 1.

“Arizona’s business community also warns that these cuts would have dire economic consequences, estimating the potential loss of nearly 300,000 jobs statewide and a reduction of \$30 billion in economic output—a blow comparable to the Great Recession.”

- Arizona Chamber Foundation report

“Federal Medicaid Cuts & Arizona’s Economy,” April 2025

Learn more about your entire district at our Arizona Disability Data Hub:



By The Numbers: 2nd Congressional District



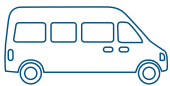
Examples of Intellectual and Developmental Disabilities (I/DD)

- Autism
- Epilepsy
- Cerebral Palsy
- Intellectual Disability
- Down syndrome
- Spina Bifida



How Medicaid affects the I/DD Community

Businesses Impacted by Medicaid in the 2nd District



- Ability360, Inc.
- Abrio Family Services
- YES The Arc
- Quality Connections
- Rural hospitals and clinics, like Polara Health



Providers of employment support, in-home care, transportation, and many more services fuel a better life in the 2nd District.

Our Ask:

Medicaid serves as an economic boost for Arizona District 2 businesses and residents. Please support the program so it can continue to help everyone thrive in the community!

A Closer Look at how District 2 would be impacted:

17%

have a disability


138,514

people with disabilities in District 2

\$478,434,072

potential economic output lost in
one year in District 2 for each \$1bn
in Medicaid spending cuts

Sources: ADDPC Disability Data Hub (2023)
Arizona Chamber Foundation (2025)



Where cuts impact Arizonans the most



72,000

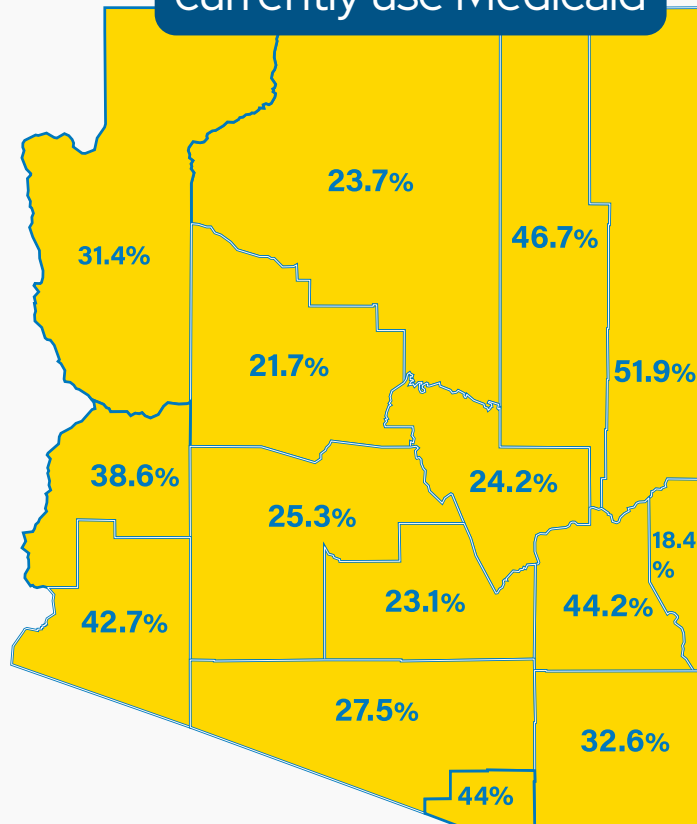
If the proposed Medicaid cuts move through Congress, 72,000 people in District 2 will lose health coverage.



\$250 million

If the proposed Medicaid cuts move through Congress, \$250 million in federal funding will be lost in just one year in District 2.

How many county residents currently use Medicaid



Source: Arizona Chamber Foundation, April 2025

“Arizona’s business community also warns that these cuts would have dire economic consequences, estimating the potential loss of nearly 300,000 jobs statewide and a reduction of \$30 billion in economic output—a blow comparable to the Great Recession.”

- Arizona Chamber Foundation report

“Federal Medicaid Cuts & Arizona’s Economy,” April 2025

Learn more about your entire district at our Arizona Disability Data Hub:



By The Numbers: 3rd Congressional District



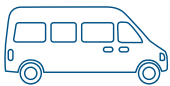
Examples of Intellectual and Developmental Disabilities (I/DD)

- Autism
- Epilepsy
- Cerebral Palsy
- Intellectual Disability
- Down syndrome
- Spina Bifida



How Medicaid affects the I/DD Community

Businesses Impacted by Medicaid in the 3rd District



- Community Options, Inc.
- Well Being Care LLC
- Ability360, Inc.



Providers of employment support, in-home care, transportation, and many more services fuel a better life in the 3rd District.

Our Ask:

Medicaid serves as an economic boost for Arizona District 3 businesses and residents. Please support the program so it can continue to help everyone thrive in the community!

A Closer Look at how Maricopa County would be impacted:

11.9%

have a disability


148,021

people with disabilities earning a wage

\$996,592,600

potential labor income lost in one year in Maricopa for each \$1bn in Medicaid spending cuts

Sources: ADDPC Disability Data Hub (2023)
Arizona Chamber Foundation (2025)



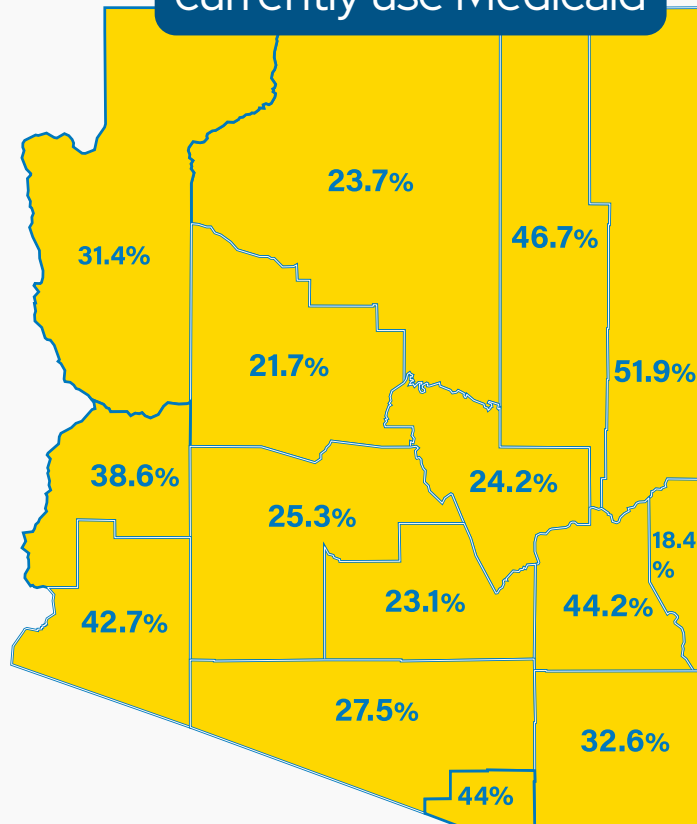
Where cuts impact Arizonans the most



410,900 people who receive Medicaid in District 3; 25,900 have disabilities



How many county residents currently use Medicaid



Source: Arizona Chamber Foundation, April 2025

\$1,697,230,000

in proposed labor income losses to Arizona in just one year for every \$1 billion Medicaid dollar lost

“Arizona’s business community also warns that these cuts would have dire economic consequences, estimating the potential loss of nearly 300,000 jobs statewide and a reduction of \$30 billion in economic output—a blow comparable to the Great Recession.”

- Arizona Chamber Foundation report

“Federal Medicaid Cuts & Arizona’s Economy,” April 2025

Learn more about your entire district at our Arizona Disability Data Hub:



By The Numbers: 4th Congressional District



Examples of Intellectual and Developmental Disabilities (I/DD)

- Autism
- Epilepsy
- Cerebral Palsy
- Intellectual Disability
- Down syndrome
- Spina Bifida



How Medicaid affects the I/DD Community

Businesses Impacted by Medicaid in the 4th District



- The Centers for Habilitation (TCH)
- Copa Health
- The Arc of Tempe
- Chandler-Gilbert Arc
- Absolute HCBS



Providers of employment support, in-home care, transportation, and many more services fuel a better life in the 4th District.

Our Ask:

Medicaid serves as an economic boost for Arizona District 4 businesses and residents. Please support the program so it can continue to help everyone thrive in the community!

A Closer Look at how Maricopa County would be impacted:

11.9%

have a disability


148,021

people with disabilities earning a wage

\$996,592,600

potential labor income lost in one year in Maricopa for each \$1bn in Medicaid spending cuts

Sources: ADDPC Disability Data Hub (2023)
Arizona Chamber Foundation (2025)



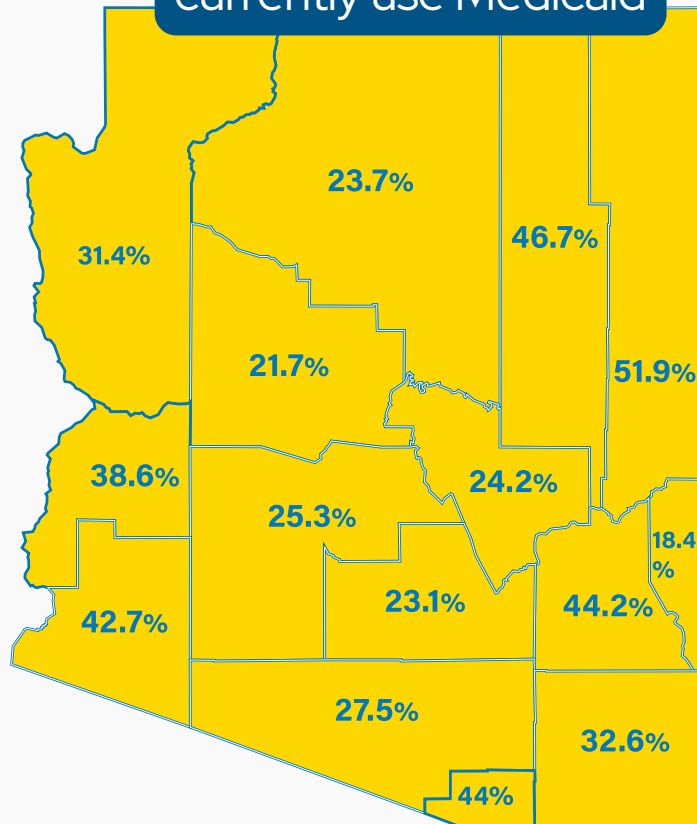
Where cuts impact Arizonans the most



205,600 people who receive Medicaid in District 4; nearly 15,200 have disabilities



How many county residents currently use Medicaid



Source: Arizona Chamber Foundation, April 2025

\$1,697,230,000

in proposed labor income losses to Arizona in just one year for every \$1 billion Medicaid dollar lost

“Arizona’s business community also warns that these cuts would have dire economic consequences, estimating the potential loss of nearly 300,000 jobs statewide and a reduction of \$30 billion in economic output—a blow comparable to the Great Recession.”

- Arizona Chamber Foundation report

“Federal Medicaid Cuts & Arizona’s Economy,” April 2025

Learn more about your entire district at our Arizona Disability Data Hub:



By The Numbers: 5th Congressional District



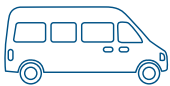
Examples of Intellectual and Developmental Disabilities (I/DD)

- Autism
- Epilepsy
- Cerebral Palsy
- Intellectual Disability
- Down syndrome
- Spina Bifida



How Medicaid affects the I/DD Community

Businesses Impacted by Medicaid in the 5th District



- Guthrie Mainstream Services
- Arion Care Solutions
- Copa Health
- Chandler-Gilbert Arc
- Right at Home



Providers of employment support, in-home care, transportation, and many more services fuel a better life in the 5th District.

A Closer Look at how District 5 would be impacted:

11.5%
have a disability

98,474
people with disabilities in District 5


\$103,573,136

potential labor income lost in one year in District 5 for each \$1bn in Medicaid spending cuts

Sources: ADDPC Disability Data Hub (2023)
Arizona Chamber Foundation (2025)

Our Ask:

Medicaid serves as an economic boost for Arizona District 5 businesses and residents. Please support the program so it can continue to help everyone thrive in the community!



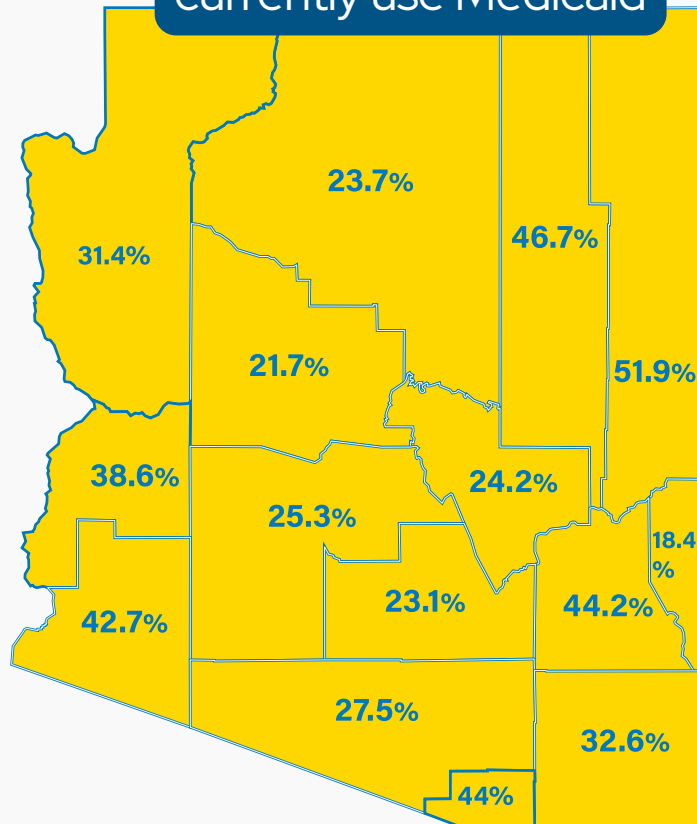
Where cuts impact Arizonans the most



131,600 people who receive Medicaid in District 5; nearly 11,500 have disabilities



How many county residents currently use Medicaid



Source: Arizona Chamber Foundation, April 2025

\$1,697,230,000

in proposed labor income losses to Arizona in just one year for every \$1 billion Medicaid dollar lost

“Arizona’s business community also warns that these cuts would have dire economic consequences, estimating the potential loss of nearly 300,000 jobs statewide and a reduction of \$30 billion in economic output—a blow comparable to the Great Recession.”

- Arizona Chamber Foundation report

“Federal Medicaid Cuts & Arizona’s Economy,” April 2025

Learn more about your entire district at our Arizona Disability Data Hub:



By The Numbers: 6th Congressional District



Examples of Intellectual and Developmental Disabilities (I/DD)

- Autism
- Epilepsy
- Cerebral Palsy
- Intellectual Disability
- Down syndrome
- Spina Bifida



How Medicaid affects the I/DD Community

Businesses Impacted by Medicaid in the 6th District



- Absolute HCBS
- Easter Seals Blake Foundation
- Beacon Group
- AIRES
- Graham County Rehabilitation Center



Providers of employment support, in-home care, transportation, and many more services fuel a better life in the 6th District.

Our Ask:

Medicaid serves as an economic boost for Arizona District 6 businesses and residents. Please support the program so it can continue to help everyone thrive in the community!

A Closer Look at how Cochise County would be impacted:

18.4%

have a disability


4,331

people with disabilities earning a wage

\$30,319,600

potential labor income lost in one year in Cochise for each \$1bn in Medicaid spending cuts

Sources: ADDPC Disability Data Hub (2023)
Arizona Chamber Foundation (2025)



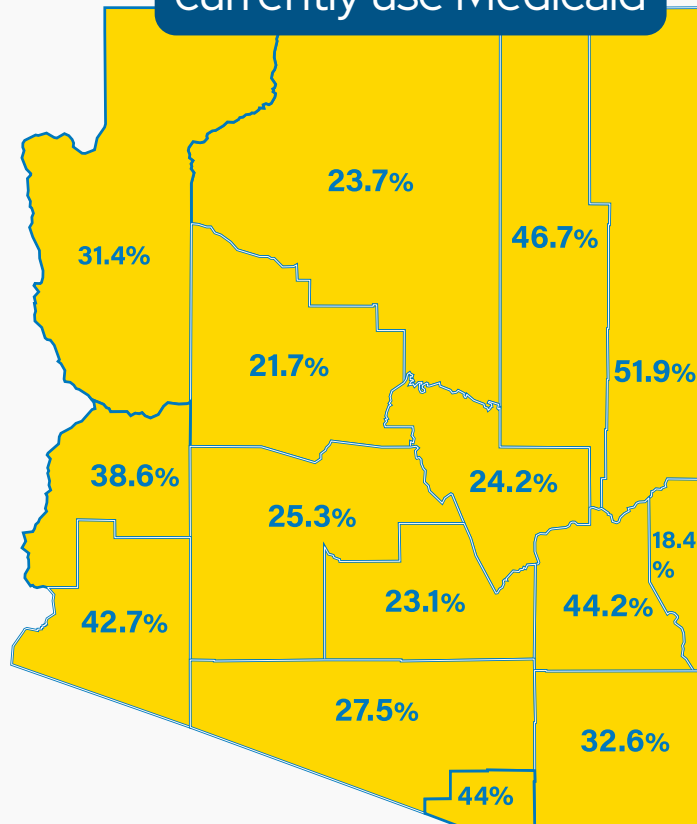
Where cuts impact Arizonans the most



186,000 people who receive Medicaid in District 6; nearly 17,700 have disabilities



How many county residents currently use Medicaid



Source: Arizona Chamber Foundation, April 2025

\$66,949,500

Amount of economic output that will be lost in just one year in Cochise for every \$1 billion in Medicaid cuts, according to the Arizona Chamber Foundation's recent analysis.

"Arizona's business community also warns that these cuts would have dire economic consequences, estimating the potential loss of nearly 300,000 jobs statewide and a reduction of \$30 billion in economic output—a blow comparable to the Great Recession."

- Arizona Chamber Foundation report

"Federal Medicaid Cuts & Arizona's Economy," April 2025

Learn more about your entire district at our Arizona Disability Data Hub:



By The Numbers: 8th Congressional District



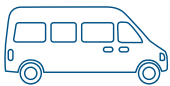
Examples of Intellectual and Developmental Disabilities (I/DD)

- Autism
- Epilepsy
- Cerebral Palsy
- Intellectual Disability
- Down syndrome
- Spina Bifida



How Medicaid affects the I/DD Community

Businesses Impacted by Medicaid in the 8th District



- Ideal Care LLC
- Gompers
- AZTEC
- One Step Beyond, Inc.



Providers of employment support, in-home care, transportation, and many more services fuel a better life in the 8th District.

A Closer Look at how District 8 would be impacted:

15.3%
have a disability

121,266
people with disabilities


\$346,008,804

potential economic output lost in one year in District 8 for each \$1bn in Medicaid spending cuts

Sources: ADDPC Disability Data Hub (2023)
Arizona Chamber Foundation (2025)

Our Ask:

Medicaid serves as an economic boost for Arizona District 8 businesses and residents. Please support the program so it can continue to help everyone thrive in the community!



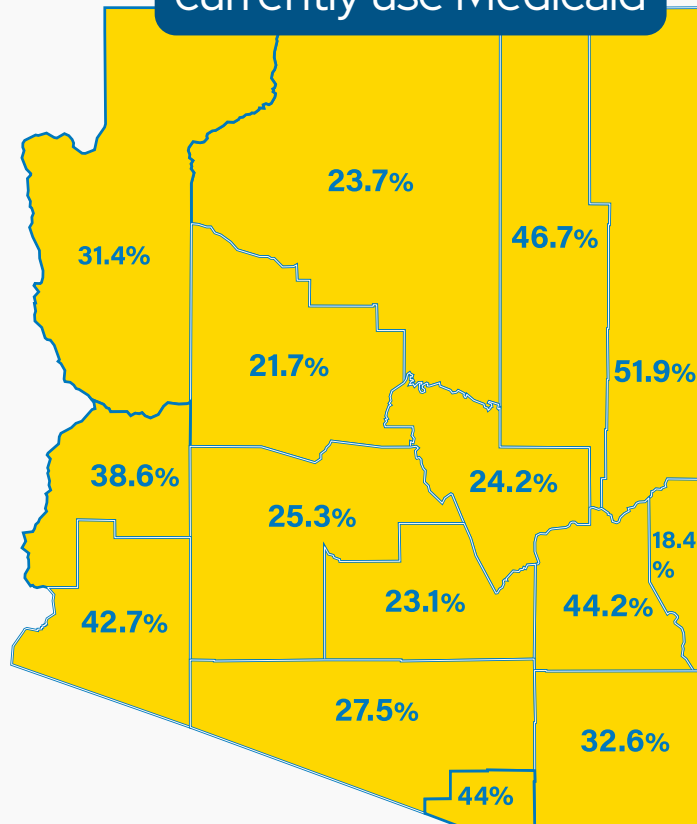
Where cuts impact Arizonans the most



199,100 people who receive Medicaid in District 8; nearly 16,800 have disabilities



How many county residents currently use Medicaid



Source: Arizona Chamber Foundation, April 2025

\$2,200,605,700

Amount of economic output that will be lost in just one year in Maricopa for every \$1 billion in Medicaid cuts, according to the Arizona Chamber Foundation's recent analysis.

"Arizona's business community also warns that these cuts would have dire economic consequences, estimating the potential loss of nearly 300,000 jobs statewide and a reduction of \$30 billion in economic output—a blow comparable to the Great Recession."

- Arizona Chamber Foundation report

"Federal Medicaid Cuts & Arizona's Economy," April 2025

Learn more about your entire district at our Arizona Disability Data Hub:



By The Numbers: 9th Congressional District



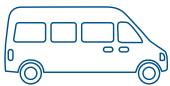
Examples of Intellectual and Developmental Disabilities (I/DD)

- Autism
- Epilepsy
- Cerebral Palsy
- Intellectual Disability
- Down syndrome
- Spina Bifida



How Medicaid affects the I/DD Community

Businesses Impacted by Medicaid in the 9th District



- Milemarkers Therapy
- The Arc of Mohave County
- RISE Services
- New Horizons Center



Providers of employment support, in-home care, transportation, and many more services fuel a better life in the 9th District.

A Closer Look at how District 9 would be impacted:

15.8%
have a disability

135,788
people with disabilities


\$405,965,126

potential labor income lost in one year in District 9 for each \$1bn in Medicaid spending cuts

Sources: ADDPC Disability Data Hub (2023)
Arizona Chamber Foundation (2025)

Our Ask:

Medicaid serves as an economic boost for Arizona District 9 businesses and residents. Please support the program so it can continue to help everyone thrive in the community!



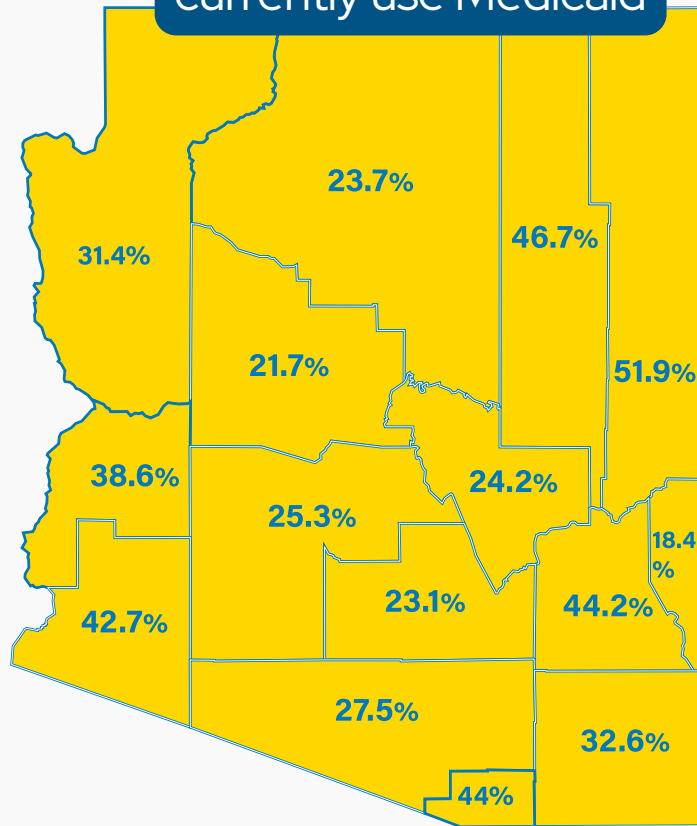
Where cuts impact Arizonans the most



233,600 people who receive Medicaid in District 9; nearly 19,300 have disabilities



How many county residents currently use Medicaid



Source: Arizona Chamber Foundation, April 2025

\$1,697,230,000

in proposed labor income losses to Arizona in just one year for every \$1 billion Medicaid dollar lost

“Arizona’s business community also warns that these cuts would have dire economic consequences, estimating the potential loss of nearly 300,000 jobs statewide and a reduction of \$30 billion in economic output—a blow comparable to the Great Recession.”

- Arizona Chamber Foundation report

“Federal Medicaid Cuts & Arizona’s Economy,” April 2025

Learn more about your entire district at our Arizona Disability Data Hub:

